

Spring Return Lane Dividers

LANE DIVIDER BLADES THAT RETURN TO VERTICAL AFTER IMPACT

Spring Return Lane Dividers feature quick blade changeovers using our Turn and Lock™ Connection System



www.jmbposts.com

Patented Australian Innovation - Proven Performance - Exported around the World

Spring Return Lane Divider Blades use JMB's patented Generation 2 spring return base units as their self recovering engine. Generation 2 base units share all the key features and toughness of our proven steel based Spring Return Signposts.

Spring Return Lane Divider Blades are fitted with industry standard Yellow and Black 750mm x 187mm Class1 reflectors, fitted both sides. (see overleaf for other decal options)

Lane Dividers use JMB's interchangeable Turn and Lock™ connection system so they can be fitted to and removed in seconds. Blades and can be removed and fitted multiple times with out loss of function.

KEY FEATURES

- Spring Return Base Units have been successfully tested at 100 kmh
- 360° self recovery
- Guaranteed blade realignment
- New Turn and Lock™ base connection system for quick removal and replacement
- Multiple Ground Connection Options
- Customisable Post and Decal Options

PRODUCT DETAILS



Mid Lane Divider Kits are a complete unit supplied ready to install.

Mid Island segments are inclusive of the Spring Return Blade and the rubber Island base.


Components can also be purchased separately. Please refer to the images and descriptions overleaf for individual items.

Rubber Islands come pre-fitted with our Turn and Lock™ connection system.



Pictured
LD171201-YB – Mid Lane Divider Kit

Blades can also be fitted to other Turn and Lock™ Mounting Options!



BP420
Surface Mount Base Plate
- Turn and Lock™ Connection
- Bolted or Glued Down
- Height above ground 15mm




GS001
Drivable Ground Spike
- Turn and Lock™ Connection
- 350mm in ground depth
- Height above ground 4mm

Turn and Lock™ installation

1

ALIGN THE LOCATING PEG




2

INSERT




3

TURN AND LOCK



4

FIT THE LOCKING SCREW (optional)



Quick and Easy !

See overleaf for product detail and accessory information

How to Buy!

Buy direct from our website www.jmbposts.com
Phone: JMB Office: 07 3814 7882
Phone: Ian Brodie: 0408 775 172
Email: info@jmbposts.com

SPRING RETURN LANE DIVIDER PRODUCTS AT A GLANCE

MID LANE DIVIDER SECTIONS

Ready to Install!



Uses the Turn and Lock™ mounting system

Buy Direct from our Website

LD171201-YB Mid lane Divider Kit

Order code includes:

G2171201-YB - Spring Return Blade 750 x 187

(includes 750mm x 187.5mm decals both sides)

LD001 - Mid Island Segment Yellow

Mid Island Segments are supplied ready to go, pre-fitted with the Turn and Lock™ connection system

Standard Product Ref:
LD001- Mid Island Segment Yellow
Material - Rubber
Mass - 15kg
Dimensions - 1120 x 250 x 90mm
Pitch per Segment - 995mm
Colour- **Yellow**

Don't forget to complete the job you will need 1 piece each of:

LD002F End Island End Segment Female



LD002M End Island End Segment Male



Installation instructions can be found on our website

LANE DIVIDER COMPONENTS

Individual Components

G2171201-YB

Spring Return Blade 750 x 187

Turn and Lock™ connection system

Material - HDPE
Mass - 1650g
Blade Size - 1050 x 234 x 50mm

Colour- **Orange**
Decal Size - 750 x 187.5mm
Decal Pattern - Diagonal Stripe Yellow/ Black
No of Decals Fitted - 2



Blade Decal Options



G2171201-RW




G2171201-CD



G2171201

LD001

Mid Island Segments are supplied ready to go, pre-fitted with the Turn and Lock™ connection system



Specifications:
LD001- Mid Island Segment Yellow
Material - Rubber
Mass - 15kg
Dimensions - 1120 x 250 x 90mm
Pitch per Segment - 995mm
Colour- **Yellow**



Pre-fitted with "Turn and Lock™"

INSTALLATION NOTES:

General Information for using Sleeved Anchors

- 1) Use a Ø 12 x 100 (M10 thread) DynaBolt + flat washer
- 2) Drill Hole - Ø12mm x 95mm
- 3) Tightening Torque – 55Nm

General Information for using Screw In Anchors

- 1) Use a M12 x 100 screw in Anchor + flat washer
- 2) Drill Hole - Ø12mm x 100mm
- 3) Tightening Torque – 80Nm

**Some fading or whitening of the yellow rubber segments may occur in extreme conditions due the UV protection agents coming to the surface to protect the rubber. This is quite normal and not detrimental to the life of the product. Whitening can be rectified by periodically washing the oxide build up off the rubber. Please refer to our Mid Island recommended maintenance procedures available for download from our website, or simply contact JMB.

LD002F

End Island Segment Female tapered to neatly finish the male end of the Divider Island



Specifications:
Material - Rubber
Mass - 7.5kg
Dimensions - 500 x 250 x 90mm
Colour- **Yellow**

LD002M

End Island Segment Male tapered to neatly finish the female end of the Divider Island



Specifications:
Material - Rubber
Mass - 7.5kg
Dimensions - 500 x 250 x 90mm
Colour- **Yellow**